


# How to install and use Broadsoft MobileLink(iPHONE)

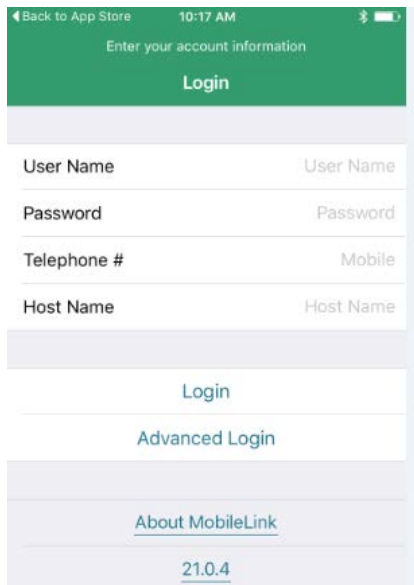
## **Installation**

-download and install Broadsoft MobileLink from the app store

-The logo should look like this:



After the app is installed, login using your provided credentials.

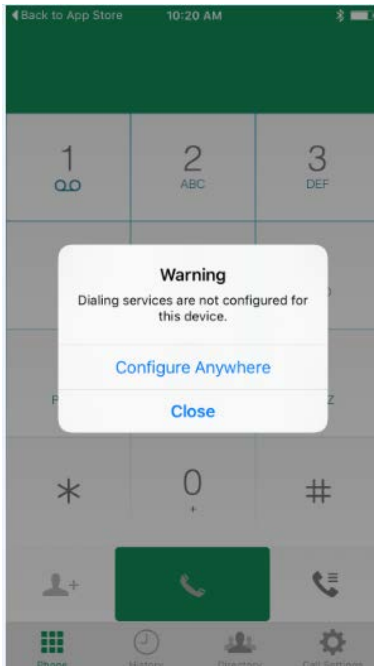
A screenshot of the MobileLink app login screen. The screen has a green header with "Enter your account information" and "Login". Below the header are four input fields: "User Name", "Password", "Telephone #", and "Host Name". At the bottom, there are three buttons: "Login", "Advanced Login", and "About MobileLink". The version number "21.0.4" is displayed at the very bottom.

User name: **Enter the username provided (@voip.prtel.com must be included)**

Password: **Enter the password provided**

Telephone# : **Enter your 10-digit mobile number**

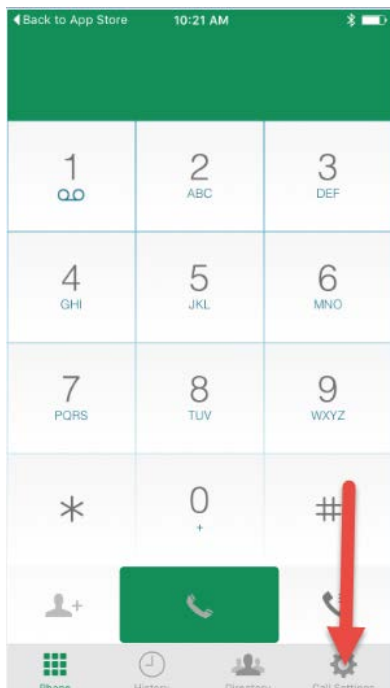
Host Name: <https://xsp.voip.prtel.com>



The first time you login, you will receive a warning message, click **“Configure Anywhere”**

Once logged into the app, there are many settings for control of your business phone, etc.

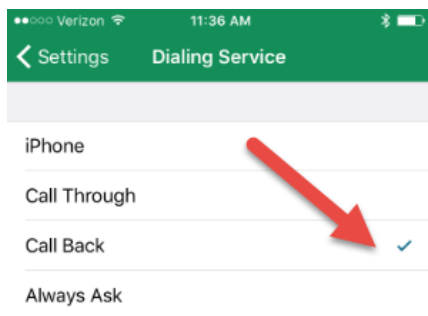
### **Outgoing Call Options-Initial Setup**



Click **“Call Settings”** at the bottom of the screen



Click “Dialing Service”



Make sure this is set for “Call Back”

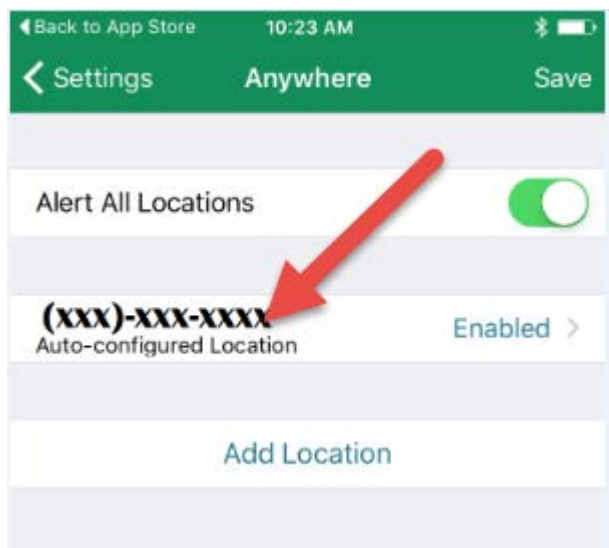
(When you make a call, your desk phone will actually call your cell phone, when you answer, it will complete the call to the desired party. This gives the appearance that you are calling from your desk phone. It also means the calls will show up in your call history on your desk phone, as well as viewable through this app.)

The most important feature to be familiar with is how to turn the Broadworks Anywhere on/off. This is what makes your cell phone ring at the same time as your desk phone.

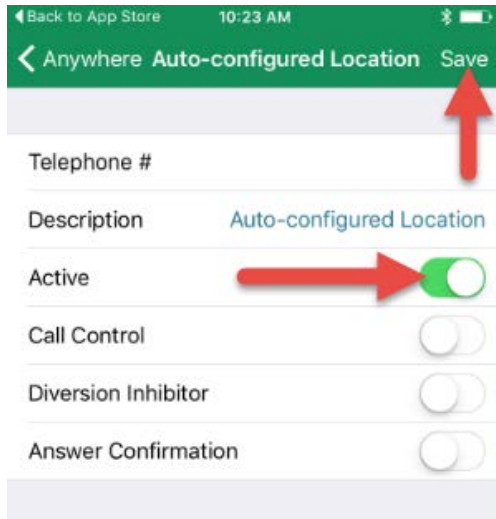


From the “Call Settings” tab

Scroll down and click on “Anywhere”



Click where your device is listed



The service can be turned on/off from here by using the “Active” slider. After making a change make sure to click save in the top right corner. (When it is off, business calls won’t ring on your cell phone)